

SIGNATURE ARTISTIC PORTRAITS

EMPOWERMENT | A CELEBRATION OF YOU | A LIFETIME OF MEMORIES | 2024



Karolina Ferbei
PHOTOGRAPHY



STYLE GUIDE




www.karolinaferbeipho.to.nz



PHOTOSHOOT IS ALWAYS A *TRANSFORMATION*

ARTISTIC PORTRAITS ARE SO MUCH MORE THAN
JUST CLICKING A BUTTON OF MY CAMERA OR
RETOUCHING THE SKIN.



Creation of outstanding photographic artworks starts with preparation way before the shoot.

We sit together during consultation and have a conversation about what your dream shoot looks like.

I guide you into perfect styling based on your preferences.

The more effort we put into styling your shoot and clothing, the better the finished product looks, so let's have a conversation about styling.





WE START WITH COLOUR PALETTE

I work with colours and different colour combination can have different emotional perception.

Just a few examples of colour influencing our emotions:



Red represents energy and excitement. It can have physical effects such as increased blood pressure, enthusiasm, higher level of energy, boost appetite, and increased confidence.

Red combines well with blue. Contrast of warm and cold colour creates extra volume effect in the image.

Blue is second after red most popular colour. It represents pureness, serenity. Blue is completely opposite of red, it lowers our heart rates, blood pressure and has overall calming effect.




Green is the color of nature. It symbolizes growth, harmony, freshness, and fertility. Green has strong emotional correspondence with safety. Dark green is also commonly associated with money.

There are many more colours and their characteristics, which you can google, but to make it simple I ask my clients what are their favourite colour and we go from there.

Also different colours suit different appearance types. You can ask me what colours suit you specifically and we go from there.

I also have client wardrobe of stunning dresses. You can select a couple from there.



If you can't find anything in my wardrobe, there are rental options for additional price.

When picking outfit by yourself for any photoshoot remember one thing: clothing should not distract from a person who's wearing it. That means avoiding too bright and busy prints and colours that are taking all attention from you. Plain is gold!

After you select colour palette you like, we choose location for the shoot and additional props.

Location and props need to have at least one colour from your palette to create harmony on the image.






DRESS SELECTION




Your outfit selection will depends on your style preference.

For example, if you would like to look sexy, then choose dress with cut, low cleavage, or piece of fabric to particaly cover parts of your body.



Most of my dresses are transformational.

Check out styles that can be applied to my transformer dresses.





DRESS SELECTION

Check out my dress collection and available sizes.



Size 6-18



Size 6-16



Size 8-14



Size 12-14



Size 10-14



Size 12-14



Size 8-10



Size 6-14



Size 10-12



Size 6-14



Size 6-14



Size 6-14



Size 12-14



Size 10-12



Size 10-12



Size 6-12



Size 6-12



Size 6-12



DRESS SELECTION

Check out my dress collection and available sizes.



Size 6-18



Size 6-16


Different colours fabric wraps available for pregnancy shoots.



Size 8-10



Size 6-14





CHOOSE LOCATION STUDIO OR OUTDOOR

First, you will need to decide if you would like in-studio or outdoor experience. Let's see what is the difference.

If you like comfort and prefer relaxed environment - Studio is for you!
No stress that session will be postponed due to rain, or that you will feel cold in the wind.

Maximum flexibility - you can book it at any convenient time.
Constant results due to control of lighting and wind.
Private for intimate shoots.
There is a limited space for flowing fabric shots, plain background.



Would you like to take advantage of the beautiful scenery?
Book your outdoor shoot.

Make sure to book in advance, as the weather is unpredictable and we might need to re-schedule.
Outdoor shoots are booked close to sunset in the evening to achieve the best results.

Outdoor shoots have more options for full height shots with flowing fabric. Results may vary - mood and lighting will depend on weather (cloudy or sunny, windy or calm),
It's a public space - no nude, no privacy.

Variety of scenes - forest, lake, beach, gardens, architecture.






CHOOSE PROPS

We can use floral decor for both locations, make beautiful close-up portraits with flowers and lights.

I can provide props like headpieces, necklaces, some fantasy pieces like giant flowers or butterflies, extra fabric to flow



Your shoot in both locations can be elegant and romantic, sexy or powerful. We can make it minimalistic and elegant, simple to focus on you, or more creative with props to add some vibrance to image.

You tell me what you like more and we will do it for you!

Whatever theme you choose, I always recommend to add makeup and hair for complete perfection.



I invite you to a photo session with me to experience what it feels like to be a star for a day, and give you a boost of confidence and self-value. Oh, and you will receive out-of-this-world portraits to last a lifetime.

Email me when you are ready to start designing your dream shoot.